

Product Datasheet

Product Name: Metered by Outlet with Switching Rack PDU

SKU:AKN662081U

Product Code:K45JWA3-16B0036C1828VSS01-9QT

Overview

The Apislogik Metered by Outlet with Switching rack PDU can monitor input parameters in real-time, such as current, voltage, frequency, power factor, power load, energy measurement, temperature, and humidity. The voltage and current accuracy is $\pm 0.5\%$. The power and energy accuracy is $\pm 1\%$. The measured data can be transmitted via the network port.

Features

■ Input

Support for IEC 60309, NEMA, UK, SCHUKO, HARTING, TEC etc.

■ Output

Support for C13, C19, C39, NEMA, UK, SCHUKO, IEC self-locking socket.

■ Hydraulic magnetic circuit breaker

Stable operation in environments with a temperature of 140°F/60°C. Provides respective protection for each branch of output. (Note: Not all models provide hydraulic magnetic circuit breakers)

■ Hot-swap LED indicator lights

Customers can replace hot-swap LED indicator lights without powering off the system. (Note: Not all models have hot-swap LED indicator lights)

■ Mounting method

Toolless mounting peg and bracket mounting, two types of mounting options are available for selection.

■ Hot-swap network management controller

User is allowed for NMC replacement without power down of the PDU. Apislogik NMC supporting、IPV4、IPV6、SNMP V1, V2c, V3、HTTP/S、Modbus TCP、SSH、SSL to TLS 1.3 options.

■ Ports and Cascading

Apislogik Metered by Outlet with Switching Rack PDU provide 2 RJ45 port, 2 RJ11 port ,USB-A,USB-C.
 2 RJ45 ports include two 1000M adaptive Ethernet ports and two 485 cascade ports. Allows 32 slaves to cascade or 1 master to 32 slaves to cascade. Maximum of 33 PDUs share one IP address.
 The two RJ11 ports include 1 temperature and humidity sensor port, leakage sensor, smoke sensor and alarm port.
 USB-C connect to laptop for quick configuration to set the data, USB-A port inset flash to batch upgrade firmware.

■ LCD display

graphical display,Allows local access, providing user interactive display of voltage, current or active power, alarms, configuration information, and more.

■ Alarms and logs

Apislogik Metered by Outlet with Switching Rack PDU provides real-time remote monitoring of connected loads. Configurable alarm thresholds that provide network and visual alarm to help avoid circuit overloads.
 In the Logs are the events which have occurred most recently and the dates and times they occurred. A maximum of 10000 events are saved and shown at in the logs.

Specifications

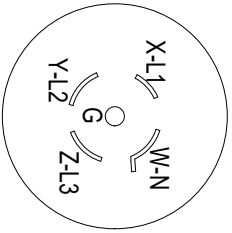
Input Parameters	
Input voltage	346-415 V 3-phase;3W+N+G;50/60Hz
Max current (phase)	20A
Rate Current (Phase)	16A
Input frequency	50/60Hz
Power capacity	11.5KW
Input plug	NEMA L22-20P
Input wire	(118.11in) 5*12AWG
Output Parameters	
Output voltage	200-240 V AC
Max current(phase)	20A
Rate Current (Phase)	16A
Output frequency	50/60Hz
Outlets	(36) C39 Self-locking
Protective Device	
Circuit breaker	/

Hot-swap LED indicator	36
Physical Parameters	
Rack mount	0U
Shell color	Black
Shell material	Aluminium Alloy
Power input method	Top feed
Mounting location	Dual-sided
Mounting mode	Bracket/Peg
Dimensions(H*W*D)	71.97 in*2.20 in*2.67 in 1828 mm*55.8 mm*67.8 mm
Net weight	15.7 lb 7.1 kg
Shipping dimensions(H*W*D)	82.68 in*3.43 in*4.53 in 2100 mm*87 mm*115 mm
Environmental Parameters	
Operating elevation	0-10000 ft 0-3000 m
Operation Temperature	14°F~140 °F -10°C~60°C
Humidity(operation/storage)	5-95%RH, non-condensing
Storage Temperature	-4°F~158 °F -20°C~70 °C
Storage elevation	0-50000 ft 0-15000 m
Compliance	
Certification	CE、REACH、RoHS

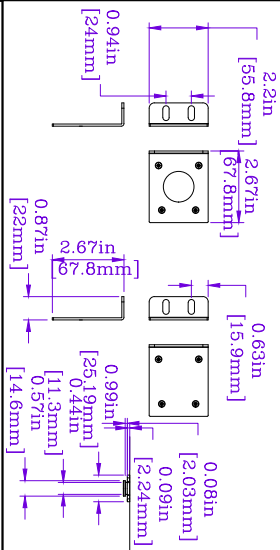
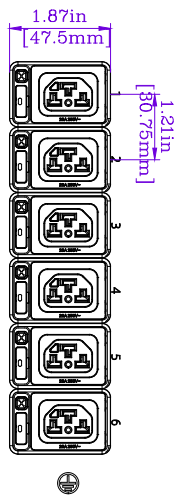
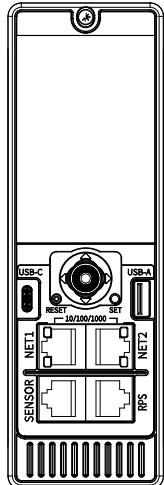
* Product Characteristics subject to change without prior notice.

* Disclaimer: This documentation is not intended as a substitute for and is not to be used for determining suitability or reliability of these products for specific user applications

Version History					
Version	Description	Draft	Review	Approval	Date
V1.2	First version	LQ LI	NAN LI	YH CHEN	17/5/2024



(NEMA L23-20P)

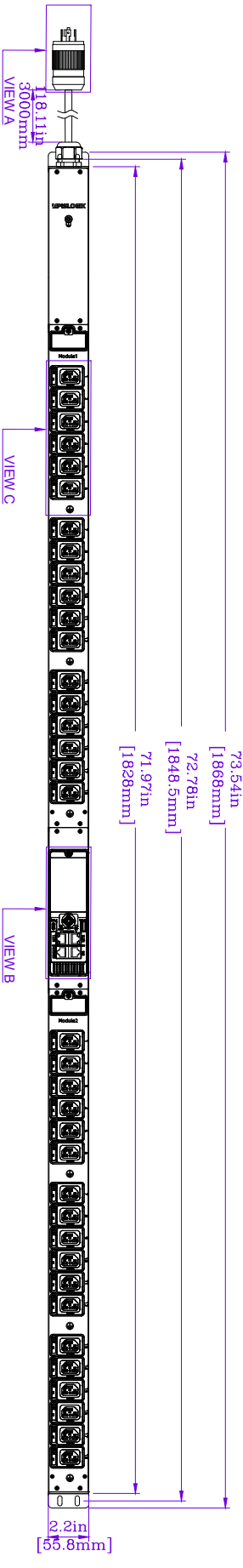


VIEW A

VIEW B

VIEW C

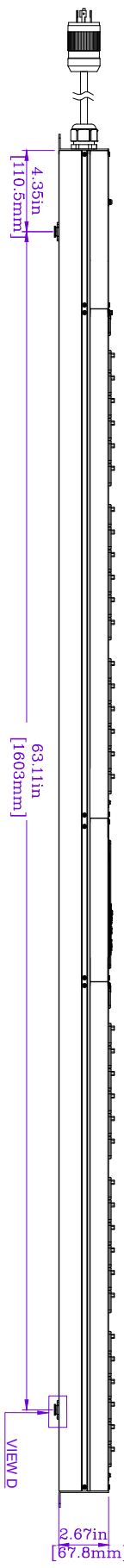
VIEW D



VIEW A

VIEW C

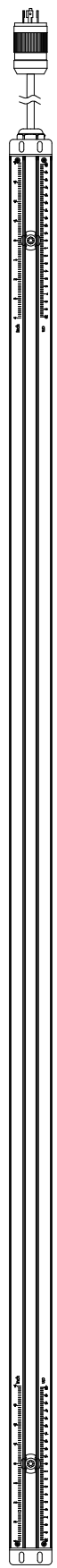
VIEW B



VIEW A

VIEW B

VIEW D



E					
D					
C					
B					
A	First edition	LQ LI	NAN LI	YH CHEN	17/5/2024
REV.	DESCRIPTION	DRAWN	CHECKEN	APP'D	DATE

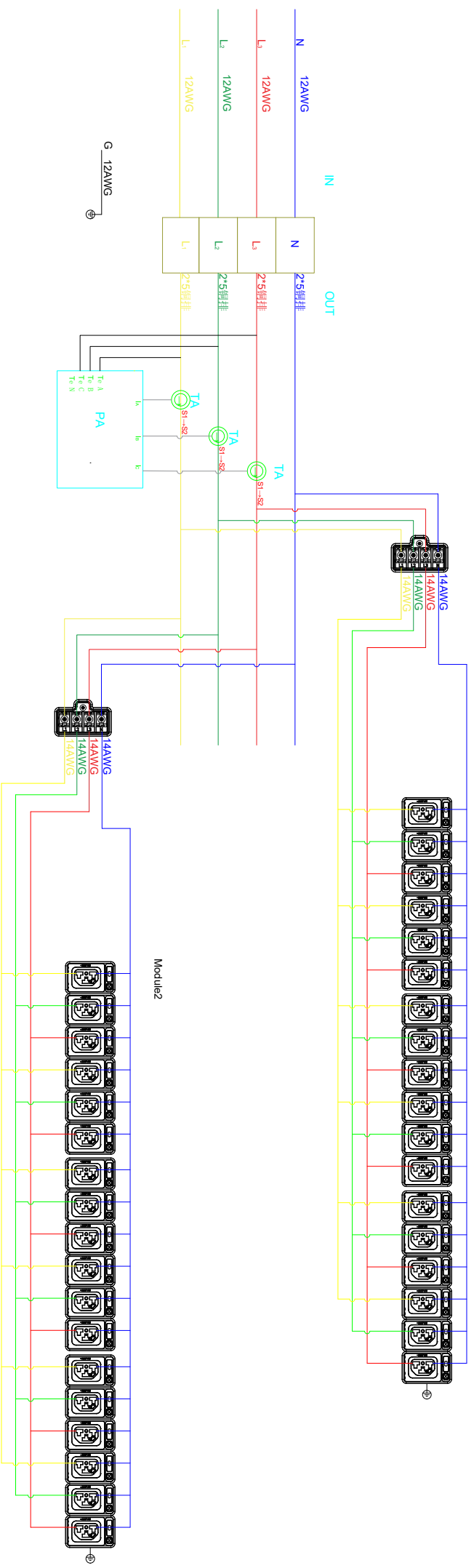
NOTES:
 1. INSTALLATION SHALL COMPLY WITH ALL APPLICABLE NATIONAL, STATE AND LOCAL CODES.
 2. PLEASE REFER TO PRODUCT DOCUMENTATION FOR FURTHER INFORMATION.
 3. UNLESS OTHERWISE SPECIFIED, ALL DIMENSIONS ARE IN INCHES (MILLIMETERS).
 APISLOGIK PROPRIETARY AND CONFIDENTIAL INFORMATION
 This document is the property of APISLOGIK and contains proprietary information of APISLOGIK. This document is loaned to the recipient under the express condition that neither it, nor the information contained herein, shall be disclosed to others without the express written consent of APISLOGIK, and that the information shall be used by the recipient only as approved expressly by APISLOGIK. This document shall be returned to APISLOGIK upon its request.

Product Name: Metered by Outlet with Switching Rack PDU
 Input : 118.11in 5*12AWG
 Outlet: (39) C39 Self-locking
 Endcuse Material: Aluminum Alloy
 Rack Unit: 0U
 Incoming Mode: Top Feed
 Mounting Location: Dual-sided
 Endcuse Color: Black
 INPUT: 346-415 V 3-phase, 3W+N+PE, 50/60Hz, 16A
 OUTPUT: 200-240 V AC, 16A PER PHASE TOTAL
 C39*16A PER OUTLET



DWG NO.	SKU
HW/045240517103	AKN662081U
MODEL	PRODUCT CODE
K45JW/A3-16B0036C-1628V/SS01-90T	K45JW/A3-16B0036C-1628V/SS01-90T
DO NOT SCALE DRAWING	
SHEET 1 OF 2	REV. A

Symbol Interpretation			
XT	Terminal blocks	IN	Input
TA	Current transformer	OUT	Output
PA	Intelligent meter	F	Hot plug lightning protection
XS	Jack	CB	Circuit breaker
PE	landing	S1/S2	Current transformer Input /output



Note: The color of the connecting line is only for reference to the phase pole, and the actual color is subject to the actual material.

REV.	DESCRIPTION	DRAWN	CHECKEN	APPD	DATE
A	First edition	LQ LI	NAN LI	YH CHEN	17/5/2024

NOTES:
 1. INSTALLATION SHALL COMPLY WITH ALL APPLICABLE NATIONAL, STATE AND LOCAL CODES.
 2. PLEASE REFER TO PRODUCT DOCUMENTATION FOR FURTHER INFORMATION.
 3. UNLESS OTHERWISE SPECIFIED, ALL DIMENSIONS ARE IN INCHES (MILLIMETERS)

APISLOGIK PROPRIETARY AND CONFIDENTIAL INFORMATION
 This document is the property of APISLOGIK and contains proprietary information of APISLOGIK. This document is loaned on the express condition that neither it nor the information contained shall be disclosed to others without the express written consent of APISLOGIK and that the information shall be used by the recipient only as approved expressly by APISLOGIK. This document shall be returned to APISLOGIK upon its request.

Product Name: Metered by Outlet with Switching Rack PDU
 Input: 118, 11in 5*12AWG
 Outlet: (36) C39 Self-locking

Rack Unit: DU
 Incoming Mode: Top Feed
 Mounting Location: Dual-sided
 Enclosure Color: Black

Enclosure Material: Aluminum Alloy

IN PUT: 346.415 V 3-phase, 3W+N+PE, 50/60Hz, 16A
 OUT PUT: 200-240 V AC, 16A PER PHASE TOTAL
 C39: 16A PER OUTLET

APISLOGIK

HW: 045240517103 SKU: AKN62081U
 MODEL: K45JWA3-16B0036C1828VSS01-9QT
 PRODUCT CODE: K45JWA3-16B0036C1828VSS01-9QT

DO NOT SCALE DRAWING

SHEET 2 OF 2 REV. A