

# Product Datasheet

**Product Name: Metered by Outlet Rack PDU**

**SKU:AKN516001U**

**Product Code:K43JWG5-48B0027C1828HSS01-9QT**

## Overview

The Apislogik Metered by Outlet rack PDU can monitor input parameters in real-time, such as current, voltage, frequency, power factor, power load, energy measurement, temperature, and humidity. The voltage and current accuracy is  $\pm 0.5\%$ . The power and energy accuracy is  $\pm 1\%$ . The measured data can be transmitted via the network port.

## Features

### ■ Input

Support for IEC 60309, NEMA, UK, SCHUKO, HARTING, TEC etc.

### ■ Output

Support for C13, C19, C39, NEMA, UK, SCHUKO, IEC self-locking socket.

### ■ Hydraulic magnetic circuit breaker

Stable operation in environments with a temperature of 140°F/60°C. Provides respective protection for each branch of output. (Note: Not all models provide hydraulic magnetic circuit breakers)

### ■ Hot-swap LED indicator lights

Customers can replace hot-swap LED indicator lights without powering off the system. (Note: Not all models have hot-swap LED indicator lights)

### ■ Mounting method

Toolless mounting peg and bracket mounting, two types of mounting options are available for selection.

### ■ Hot-swap network management controller

User is allowed for NMC replacement without power down of the PDU.

Apislogik NMC supporting、IPV4、IPV6、SNMP V1, V2c, V3、HTTP/S、Modbus TCP、SSH、SSL to TLS 1.3 options.

■ Ports and Cascading

Apislogik Metered by Outlet Rack PDU provide 2 RJ45 port, 2 RJ11 port ,USB-A,USB-C. 2 RJ45 ports include two 1000M adaptive Ethernet ports and two 485 cascade ports. Allows 32 slaves to cascade or 1 master to 32 slaves to cascade. Maximum of 33 PDUs share one IP address.

The two RJ11 ports include 1 temperature and humidity sensor port, leakage sensor, smoke sensor and alarm port.

USB-C connect to laptop for quick configuration to set the data, USB-A port inset flash to batch upgrade firmware.

■ LCD display

graphical display,Allows local access, providing user interactive display of voltage, current or active power, alarms, configuration information, and more.

■ Alarms and logs

Apislogik Metered by Outlet Rack PDU provides real-time remote monitoring of connected loads. Configurable alarm thresholds that provide network and visual alarm to help avoid circuit overloads.

In the Logs are the events which have occurred most recently and the dates and times they occurred. A maximum of 10000 events are saved and shown at in the logs.

## Specifications

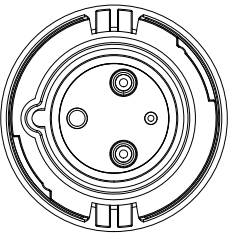
<b>Input Parameters</b>	
Input voltage	100-240 V AC;2W+G/W+N+G
Max current (phase)	60A
Rate Current (Phase)	48A
Input frequency	50/60Hz
Power capacity	10KW
Input plug	IEC 60309 360P6
Input wire	(70.87in) 3*4AWG
<b>Output Parameters</b>	
Output voltage	100-240 V AC
Max current(phase)	60A
Rate Current (Phase)	48A
Output frequency	50/60Hz
Outlets	(27) C39 Self-locking
<b>Protective Device</b>	
Circuit breaker	3*20A/2P
Hot-swap LED indicator	27

<b>Physical Parameters</b>	
Rack mount	0U
Shell color	Black
Shell material	Aluminium Alloy
Power input method	Top feed
Mounting location	Dual-sided
Mounting mode	Bracket/Peg
Dimensions(H*W*D)	71.97 in*2.20 in*2.67 in 1828 mm*55.8 mm*67.8 mm
Net weight	17.4 lb 7.9 kg
Shipping dimensions(H*W*D)	82.68 in*3.43 in*4.53 in 2100 mm*87 mm*115 mm
<b>Environmental Parameters</b>	
Operating elevation	0-10000 ft 0-3000 m
Operation Temperature	14°F~140 °F -10°C~60°C
Humidity(operation/storage)	5-95%RH, non-condensing
Storage Temperature	-4°F~158 °F -20°C~70 °C
Storage elevation	0-50000 ft 0-15000 m
<b>Compliance</b>	
Certification	CE、REACH、RoHS

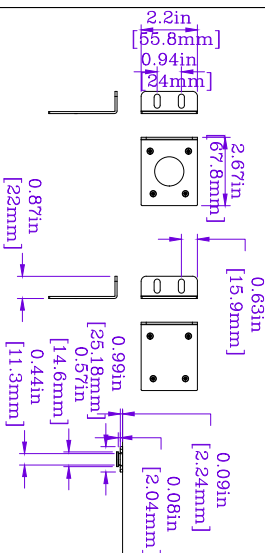
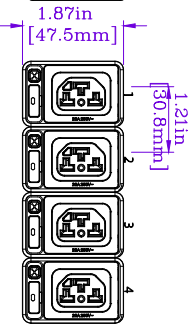
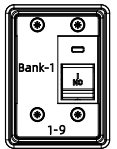
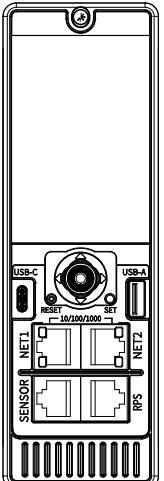
\* Product Characteristics subject to change without prior notice.

\* Disclaimer: This documentation is not intended as a substitute for and is not to be used for determining suitability or reliability of these products for specific user applications

<b>Version History</b>					
Version	Description	Draft	Review	Approval	Date
V1.2	First version	LQ LI	NAN LI	YH CHEN	15/5/2024



(IEC 60309 360P6 60A)

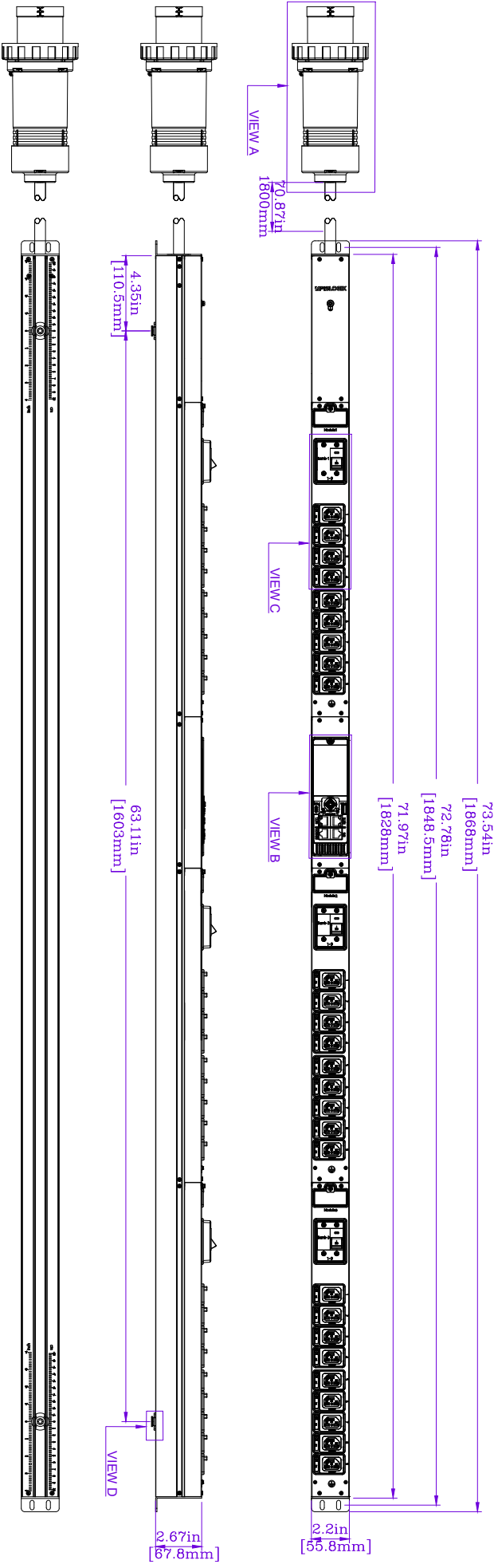


VIEW A

VIEW B

VIEW C

VIEW D



REV.	DESCRIPTION	DRAWN	CHECKEN	APP'D	DATE
A	First edition	LQ LI	NAN LI	YH CHEN	17/5/2024
B					
C					
D					
E					

**NOTES:**  
 1. INSTALLATION SHALL COMPLY WITH ALL APPLICABLE NATIONAL, STATE AND LOCAL CODES.  
 2. PLEASE REFER TO PRODUCT DOCUMENTATION FOR FURTHER INFORMATION.  
 3. UNLESS OTHERWISE SPECIFIED, ALL DIMENSIONS ARE IN INCHES (MILLIMETERS)

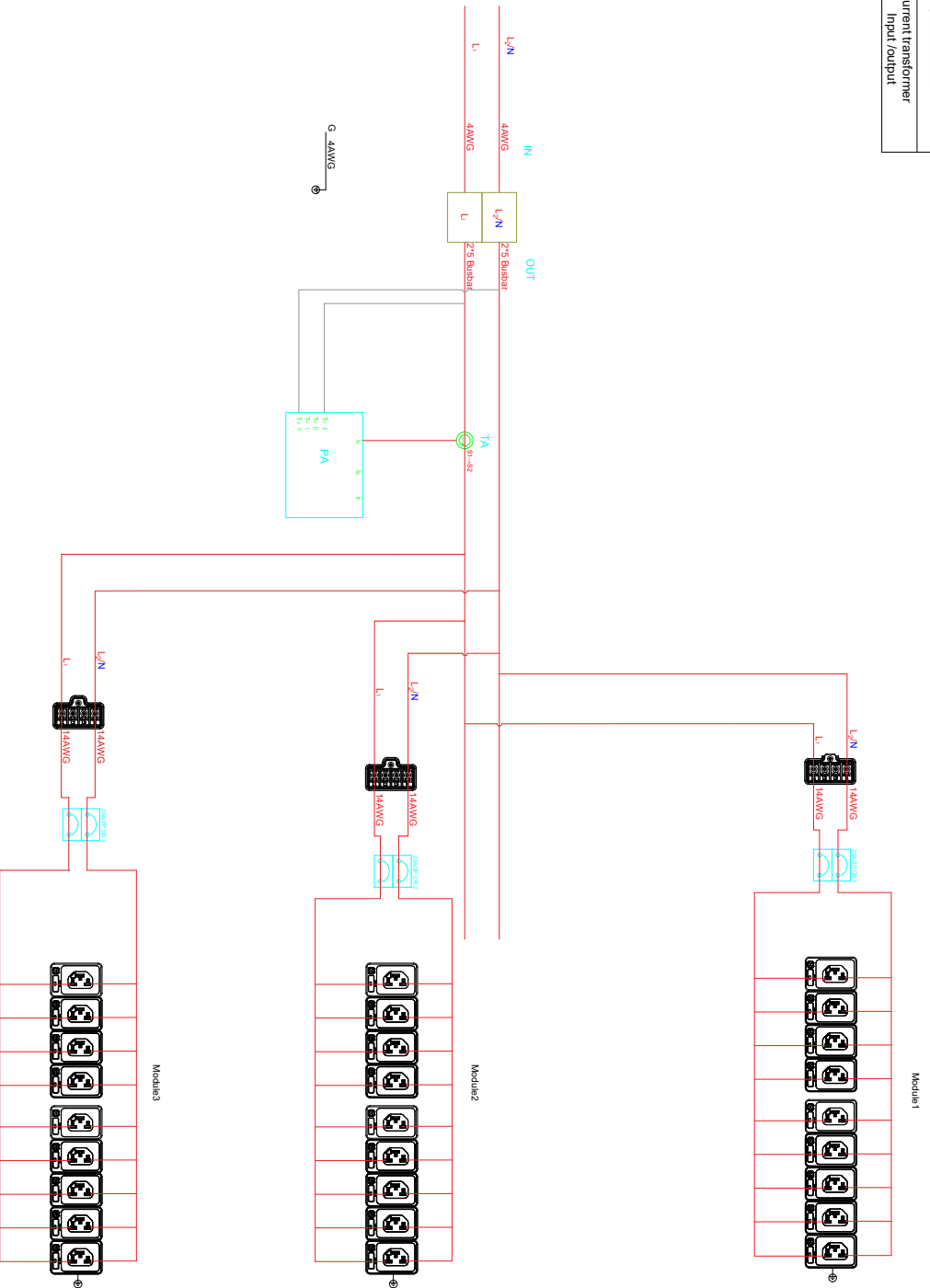
**APISLOGIK PROPRIETARY AND CONFIDENTIAL INFORMATION**  
 This document is the property of APISLOGIK and contains proprietary information of APISLOGIK. This document is loaned on the express condition that neither it, nor the information contained herein shall be disclosed to others without the express written consent of APISLOGIK, and that the information shall be used by the recipient only as approved expressly by APISLOGIK. This document shall be returned to APISLOGIK upon its request.

Product Name: Metered by Outlet Rack PDU	Rack Unit: 0U
Input : 70.87 in 3*4AWG	Incoming Mode: Top Feed
Outlet: (27) C39 Self-locking	Mounting Location: Dual-sided
Circuit Breaker: (3) 20A/2P	Enclosure Color: Black
Enclosure Material: Aluminum Alloy	
INPUT: 100-240 V AC 2W+PEW+N+PE 50/60Hz/48A	
OUTPUT: 100-240 V AC 16A PER BANK 48A PER PHASE TOTAL	
C39 16A PER OUTLET	

**APISLOGIK**

DWG NO.	SKU
HW/045240517111	AKN516007U
MODEL	
K43WGS-48B0027C1828HSS901-90T	
PRODUCT CODE	
K43WGS-48B0027C1828HSS901-90T	
<b>DO NOT SCALE</b>	
<b>DRAWING</b>	
SHEET 1 OF 2	REV. A

Symbol Interpretation			
XT	Terminal blocks	IN	Input
TA	Current transformer	OUT	Output
PA	Intelligent meter	F	Hot plug lightning protection
XS	Jack	CB	Circuit breaker
PE	landing	S1/S2	Current transformer Input /output



Note: The color of the connecting line is only for reference to the phase pole, and the actual color is subject to the actual material.

REV.	DESCRIPTION	DRAWN	CHECKEN	APP'D	DATE
A	First edition	LQ LI	MAN LI	YH CHEN	17/5/2024
B					
C					
D					
E					

**NOTES:**

- 1.INSTALLATION SHALL COMPLY WITH ALL APPLICABLE NATIONAL, STATE AND LOCAL CODES.
- 2.PLEASE REFER TO PRODUCT DOCUMENTATION FOR FURTHER INFORMATION.
- 3.UNLESS OTHERWISE SPECIFIED, ALL DIMENSIONS ARE IN INCHES (MILLIMETERS)

**APISLOGIK PROPRIETARY AND CONFIDENTIAL INFORMATION**

This document is the property of APISLOGIK and contains proprietary information of APISLOGIK. This document is loaned on the express condition that neither it nor the information contained therein shall be disclosed to others without the express written consent of APISLOGIK and that the information shall be used by the recipient only as approved expressly by APISLOGIK. This document shall be returned to APISLOGIK upon its request.

Product Name:Metered by Outlet Rack EDU

Input : 70.87 In 3\*4AWG

Outlet : (27) C39 Selflocking

Circuit Breaker:(3) 20A/2P

Enclosure Material:Aluminum Alloy

Enclosure Color:Black

INP-UT:100-240 V AC 2W+PE/W+N+PE:50/60HZ/48A

OUTPUT:100-240 V AC-16A PER BANK-48A PER PHASE TOTAL

C39-16A PER OUTLET

DWG NO. HW.0452405171111

MODEL K43W/GS-48B0027C-1828H/SS01-9QT

PRODUCT CODE K43W/GS-48B0027C-1828H/SS01-9QT

APISLOGIK

DO NOT SCALE DRAWING

SHEET 2 OF 2

REV. A

SKU AKN516001U