

# Product Datasheet

**Product Name: Switched Rack PDU**

**SKU:AKN212059U**

**Product Code:K44JWA5-16B0024C1828VSS01-9QT**

## Overview

The Apislogik Switched rack PDU can monitor input parameters in real-time, such as current, voltage, frequency, power factor, power load, energy measurement, temperature, and humidity. The voltage and current accuracy is  $\pm 0.5\%$ . The power and energy accuracy is  $\pm 1\%$ . The measured data can be transmitted via the network port.

## Features

### ■ Input

Support for IEC 60309, NEMA, UK, SCHUKO, HARTING, TEC etc.

### ■ Output

Support for C13, C19, C39, NEMA, UK, SCHUKO, IEC self-locking socket.

### ■ Hydraulic magnetic circuit breaker

Stable operation in environments with a temperature of 140°F/60°C. Provides respective protection for each branch of output. (Note: Not all models provide hydraulic magnetic circuit breakers)

### ■ Hot-swap LED indicator lights

Customers can replace hot-swap LED indicator lights without powering off the system. (Note: Not all models have hot-swap LED indicator lights)

### ■ Mounting method

Toolless mounting peg and bracket mounting, two types of mounting options are available for selection.

### ■ Hot-swap network management controller

User is allowed for NMC replacement without power down of the PDU.

Apislogik NMC supporting、IPV4、IPV6、SNMP V1, V2c, V3、HTTP/S、Modbus TCP、SSH、SSL to TLS 1.3 options.

■ Ports and Cascading

Apislogik Switched Rack PDU provide 2 RJ45 port, 2 RJ11 port ,USB-A,USB-C. 2 RJ45 ports include two 1000M adaptive Ethernet ports and two 485 cascade ports. Allows 32 slaves to cascade or 1 master to 32 slaves to cascade. Maximum of 33 PDUs share one IP address.

The two RJ11 ports include 1 temperature and humidity sensor port, leakage sensor, smoke sensor and alarm port.

USB-C connect to laptop for quick configuration to set the data, USB-A port inset flash to batch upgrade firmware.

■ LCD display

graphical display,Allows local access, providing user interactive display of voltage, current or active power, alarms, configuration information, and more.

■ Alarms and logs

Apislogik Switched Rack PDU provides real-time remote monitoring of connected loads. Configurable alarm thresholds that provide network and visual alarm to help avoid circuit overloads.

In the Logs are the events which have occurred most recently and the dates and times they occurred. A maximum of 10000 events are saved and shown at in the logs.

## Specifications

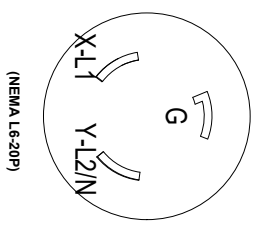
<b>Input Parameters</b>	
Input voltage	100-240 V AC;2W+G/W+N+G
Max current (phase)	20A
Rate Current (Phase)	16A
Input frequency	50/60Hz
Power capacity	3.3KW
Input plug	NEMA L6-20P
Input wire	(118.11in) 3*12AWG
<b>Output Parameters</b>	
Output voltage	100-240 V AC
Max current(phase)	20A
Rate Current (Phase)	16A
Output frequency	50/60Hz
Outlets	(24) C39 Self-locking
<b>Protective Device</b>	
Circuit breaker	/
Hot-swap LED indicator	24

<b>Physical Parameters</b>	
Rack mount	0U
Shell color	Black
Shell material	Aluminium Alloy
Power input method	Top feed
Mounting location	Dual-sided
Mounting mode	Bracket/Peg
Dimensions(H*W*D)	71.97 in*2.20 in*2.67 in 1828 mm*55.8 mm*67.8 mm
Net weight	14.8 lb 6.7 kg
Shipping dimensions(H*W*D)	82.68 in*3.43 in*4.53 in 2100 mm*87 mm*115 mm
<b>Environmental Parameters</b>	
Operating elevation	0-10000 ft 0-3000 m
Operation Temperature	14°F~140 °F -10°C~60°C
Humidity(operation/storage)	5-95%RH, non-condensing
Storage Temperature	-4°F~158 °F -20°C~70 °C
Storage elevation	0-50000 ft 0-15000 m
<b>Compliance</b>	
Certification	CE、REACH、RoHS

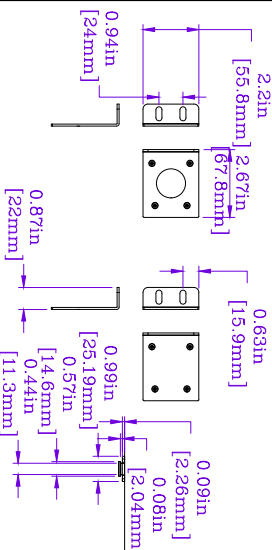
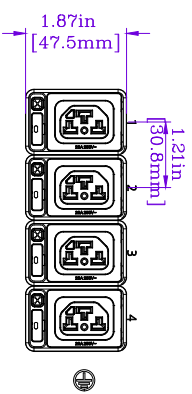
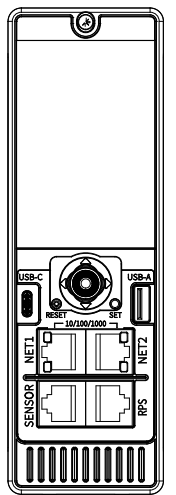
\* Product Characteristics subject to change without prior notice.

\* Disclaimer: This documentation is not intended as a substitute for and is not to be used for determining suitability or reliability of these products for specific user applications

<b>Version History</b>					
Version	Description	Draft	Review	Approval	Date
V1.2	First version	LQ LI	NAN LI	YH CHEN	15/5/2024



(NEMA 16-20P)

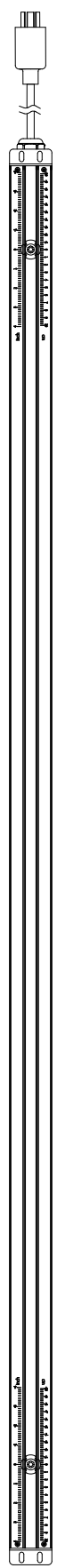
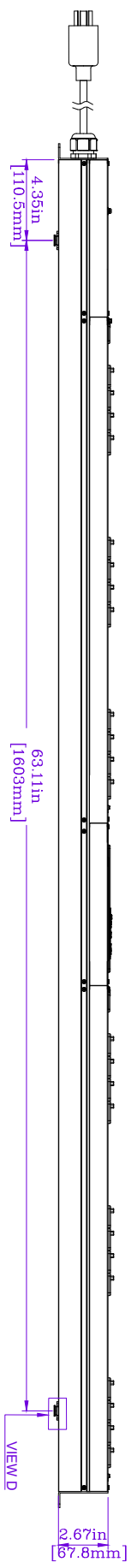
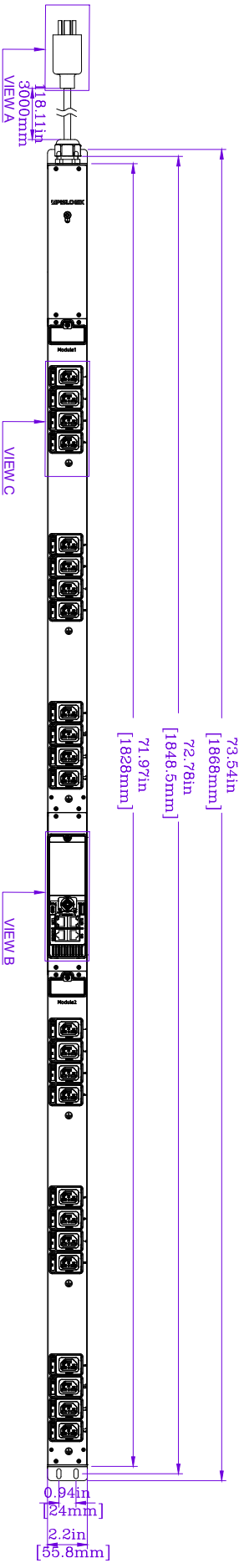


VIEW A

VIEW B

VIEW C

VIEW D



E					
D					
C					
B					
A	First edition	LQ LI	NAN LI	YH CHEN	17/5/2024
REV.	DESCRIPTION	DRAWN	CHECKEN	APP'D	DATE

**NOTES:**  
 1. INSTALLATION SHALL COMPLY WITH ALL APPLICABLE NATIONAL, STATE AND LOCAL CODES.  
 2. PLEASE REFER TO PRODUCT DOCUMENTATION FOR FURTHER INFORMATION.  
 3. UNLESS OTHERWISE SPECIFIED, ALL DIMENSIONS ARE IN INCHES (MILLIMETERS)

**APISLOGIK PROPRIETARY AND CONFIDENTIAL INFORMATION**  
 This document is the property of APISLOGIK and contains proprietary information of APISLOGIK. This document is loaned on the express condition that neither it, nor the information contained herein, shall be disclosed to others without the express written consent of APISLOGIK, and that the information shall be used by the recipient only as approved expressly by APISLOGIK. This document shall be returned to APISLOGIK upon its request.

Product Name: Switched Rack EDU  
 Input : 118.11in 3\*12AWG  
 Outlet: (24) C39 Self-locking

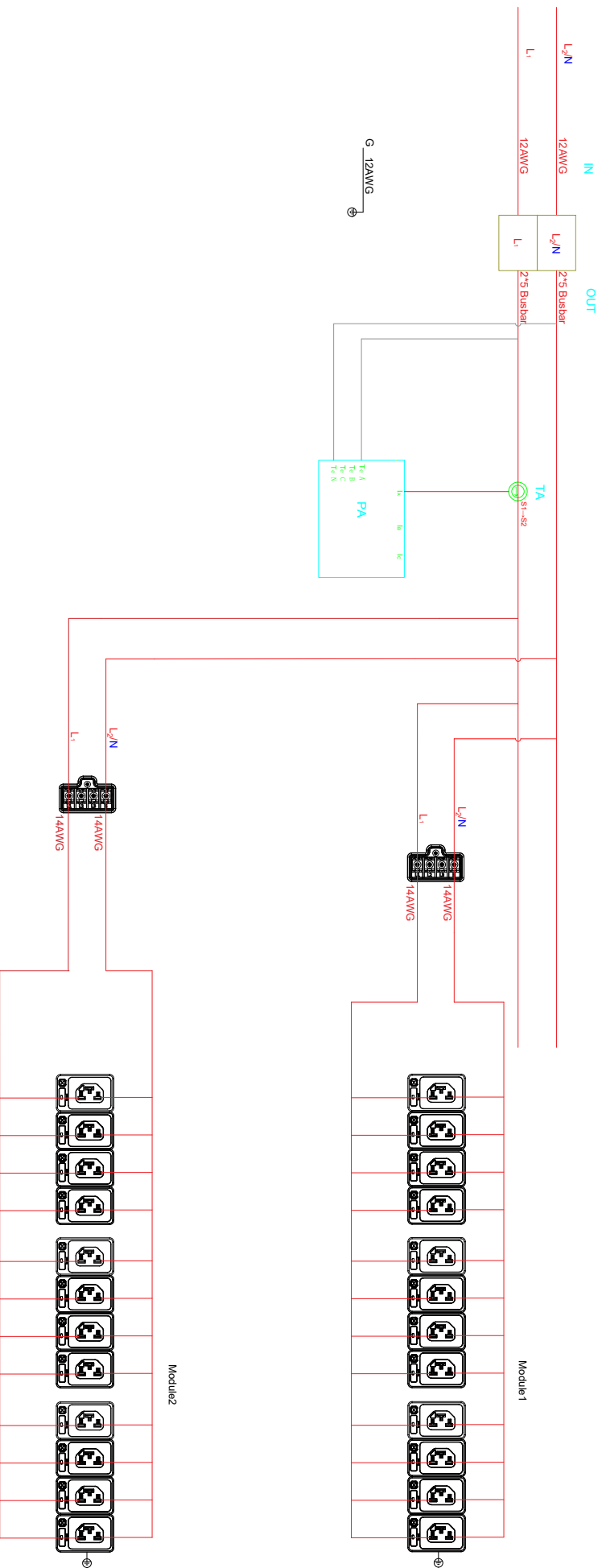
Endcuse Material: Aluminum Alloy  
 Rack Unit: 0U  
 Incoming Mode: Top Feed  
 Mounting Location: Dual-sided  
 Endcuse Color: Black

INPUT: 100-240 V AC 2W+PEW+N+PE 50/60Hz; 16A  
 OUTPUT: 100-240 V AC; 16A TOTAL  
 C39: 16A PER OUTLET



DWG NO.	SKU
HW/045240517121	AKN212059U
MODEL	PRODUCT CODE
K44W/AS-16B0024C	K44W/AS-16B0024C-1828V/SS01-90T
	PRODUCT CODE
	K44W/AS-16B0024C-1828V/SS01-90T
	DO NOT SCALE DRAWING
SHEET 1 OF 2	REV. A

Symbol Interpretation			
XT	Terminal blocks	IN	Input
TA	Current transformer	OUT	Output
PA	Intelligent meter	F	Hot plug lightning protection
XS	Jack	CB	Circuit breaker
PE	landing	S1/S2	Current transformer Input /output



Note: The color of the connecting line is only for reference to the phase pole, and the actual color is subject to the actual material.

REV.	DESCRIPTION	DRAWN	CHECKEN	APPD	DATE
A	First edition	LQ LI	NAN LI	YH CHEN	17/5/2024
B					
C					
D					
E					

**NOTES:**  
 1. INSTALLATION SHALL COMPLY WITH ALL APPLICABLE NATIONAL, STATE AND LOCAL CODES.  
 2. PLEASE REFER TO PRODUCT DOCUMENTATION FOR FURTHER INFORMATION.  
 3. UNLESS OTHERWISE SPECIFIED, ALL DIMENSIONS ARE IN INCHES (MILLIMETERS)

APISLOGIK PROPRIETARY AND CONFIDENTIAL INFORMATION  
 This document is the property of APISLOGIK and contains proprietary information of APISLOGIK. This document is loaned on the express condition that neither it nor the information contained therein shall be disclosed to others without the express written consent of APISLOGIK and that the information shall be used by the recipient only as approved expressly by APISLOGIK. This document shall be returned to APISLOGIK upon its request.

Product Name: Switched Rack PDU  
 Input : 118, 118 3\*12AWG  
 Outlet : C39 Self-locking

Enclosure Material: Aluminum Alloy  
 Rack Unit: 0U  
 Incoming Mode: Top Feed  
 Mounting Location: Dual-sided  
 Enclosure Color: Black

INP-UT-100-240 V AC 2W+PE+W+N+PE:50/60HZ:16A  
 OUTP-UT-100-240 V AC-16A TOTAL  
 C39-16A PER OUTLET

**APISLOGIK**

DWG NO. HW-045240517121 SKU AKN212059U  
 MODEL K44JVAS-16B0024C1828VSS01-9QT  
 PRODUCT CODE K44JVAS-16B0024C1828VSS01-9QT

DO NOT SCALE DRAWING

SHEET 2 OF 2 REV. A